




300/500 V PVC INSULATED AND PVC SHEATHED CABLES
PVC/PVC (NYM) - IEC 60227 , SPLN 42-2



300/500 V PVC INSULATED AND PVC SHEATHED CABLES
PVC/PVC Flexible (NYMHY) - IEC 60227 , SPLN 42-2



450/750 V PVC INSULATED AND PVC SHEATHED CABLES
PVC/PVC Flexible (IEC 60227, SPLN 42-6-3)



**300/500 V PVC INSULATED AND PVC SHEATHED CABLES
PVC/PVC (NYM) - IEC 60227-4 , SPLN 42-2**

CONSTRUCTION

Conductor : Plain Annealed Copper
(to IEC 60228 class 1 and 2)

Insulation : PVC Compound Type C

Inner covering : PVC Compound

Sheath : PVC Compound type ST4

Colour Ident. : Insulation : Two cores - Brown, Blue
Three cores - Brown, Black, Grey
Sheath - White

TECHNICAL DATA

Voltage
U_o/U - 300/500 V

Operating Temperature
Maximum 70°C

TWO AND THREE CORES

No. of Core	Conductor				Nominal Thickness of Insulation	Thickness of Inner covering (approx.)	Nominal Thickness of Sheath	Overall diameter of cable (approx.)	Weight of cable (approx.)	Maximum Conductor Resistance at 20°C
	Nominal Cross-section area	Shape of Cond.	number of wire	Diameter of Conductor (approx.)						
-	mm ²	-	Number	mm	mm	mm	mm	kg/km	Ω/km	
2	1.5	RE	1	1.38	0.7	0.4	1.2	9.5	130	12.1
	1.5	RM	7	1.6	0.7	0.4	1.2	10.0	140	12.1
	2.5	RE	1	1.78	0.8	0.4	1.2	11.0	175	7.41
	2.5	RM	7	2.0	0.8	0.4	1.2	11.0	185	7.41
	4	RE	1	2.26	0.8	0.4	1.2	12.0	225	4.61
	4	RM	7	2.6	0.8	0.4	1.2	12.5	240	4.61
	6	RE	1	1	0.8	0.4	1.2	13.0	295	3.08
	6	RM	7	3.1	0.8	0.4	1.2	14.0	315	3.08
	10	RE	1	3.57	1.0	0.6	1.4	16.0	455	1.83
	10	RM	7	4.1	1.0	0.6	1.4	17.0	495	1.83
	16	RM	7	5.1	1.0	0.6	1.4	19.0	670	1.15
	25	RM	7	6.4	1.2	0.8	1.4	23.0	1000	0.727
35	RM	7	7.6	1.2	1.0	1.6	26.0	1340	0.524	
3	1.5	RE	1	1.38	0.7	0.4	1.2	10.0	150	12.1
	1.5	RM	7	1.6	0.7	0.4	1.2	10.5	160	12.1
	2.5	RE	1	1.78	0.8	0.4	1.2	11.5	205	7.41
	2.5	RM	7	2.0	0.8	0.4	1.2	12.0	220	7.41
	4	RE	1	2.26	0.8	0.4	1.2	12.5	270	4.61
	4	RM	7	2.6	0.8	0.4	1.2	13.0	290	4.61
	6	RE	1	2.77	0.8	0.4	1.4	14.0	360	3.08
	6	RM	7	3.1	0.8	0.4	1.4	14.5	385	3.08
	10	RE	1	3.57	1.0	0.6	1.4	17.0	560	1.83
	10	RM	7	4.1	1.0	0.6	1.4	18.0	600	1.83
	16	RM	7	5.1	1.0	0.8	1.4	20.5	850	1.15
	25	RM	7	6.4	1.2	0.8	1.6	24.5	1270	0.727
35	RM	7	7.6	1.2	1.0	1.6	27.5	1680	0.524	

Note *) : RE : Round Solid Class 1

RM : Circular Stranded Class 2

300/500 V PVC INSULATED AND PVC SHEATHED CABLES
PVC/PVC (NYM) - IEC 60227-4 , SPLN 42-2

CONSTRUCTION

Conductor : Plain Annealed Copper
 (to IEC 60228 class 1 and 2)

Insulation : PVC Compound Type C

Inner covering : PVC Compound

Sheath : PVC Compound type ST4

Colour Ident. : Insulation : Four core - Brown, Black, Grey, Blue
 Five core - Brown, Black, Grey, Blue, Green / Yellow stripe
 Sheath - White

TECHNICAL DATA**Voltage**

U₀/U - 300/500 V

Operating Temperature

Maximum 70°C

FOUR AND FIVE CORES

No. of Core	Conductor				Nominal Thickness of Insulation	Thickness of Inner covering (approx.)	Nominal Thickness of Sheath	Overall diameter of cable (approx.)	Weight of cable (approx.)	Maximum Conductor Resistance at 20°C
	Nominal Cross-section area	Shape of Cond.	number of wire	Diameter of Conductor (approx.)						
-	mm ²	-	Number	mm	mm	mm	mm	kg/km	Ω/km	
4	1.5	RE	1	1.38	0.7	0.4	1.2	11.0	180	12.1
	1.5	RM	7	1.6	0.7	0.4	1.2	11.5	190	12.1
	2.5	RE	1	1.78	0.8	0.4	1.2	12.5	250	7.41
	2.5	RM	7	2.0	0.8	0.4	1.2	13.0	265	7.41
	4	RE	1	2.26	0.8	0.4	1.4	14.0	340	4.61
	4	RM	7	2.6	0.8	0.4	1.4	14.5	365	4.61
	6	RE	1	2.77	0.8	0.4	1.4	15.5	460	3.08
	6	RM	7	3.1	0.8	0.4	1.4	16.0	485	3.08
	10	RE	1	3.57	1.0	0.6	1.4	18.5	690	1.83
	10	RM	7	4.1	1.0	0.6	1.4	19.5	745	1.83
	16	RM	7	5.1	1.0	0.8	1.4	22.5	1060	1.15
	25	RM	7	6.4	1.2	1.0	1.6	27.5	1620	0.727
35	RM	7	7.6	1.2	1.0	1.6	30.0	2110	0.524	
5	1.5	RE	1	1.38	0.7	0.4	1.2	11.5	210	12.1
	1.5	RM	7	1.6	0.7	0.4	1.2	12.0	225	12.1
	2.5	RE	1	1.78	0.8	0.4	1.2	13.5	295	7.41
	2.5	RM	7	2.0	0.8	0.4	1.2	14.0	315	7.41
	4	RE	1	2.26	0.8	0.6	1.4	15.5	425	4.61
	4	RM	7	2.6	0.8	0.6	1.4	16.5	455	4.61
	6	RE	1	2.77	0.8	0.6	1.4	17.0	550	3.08
	6	RM	7	3.1	0.8	0.6	1.4	17.5	580	3.08
	10	RE	1	3.57	1.0	0.6	1.4	20.0	840	1.83
	10	RM	7	4.1	1.0	0.6	1.4	21.5	900	1.83
	16	RM	7	5.1	1.0	0.8	1.6	25.0	1310	1.15
	25	RM	7	6.4	1.2	1.0	1.6	30.0	1970	0.727
35	RM	7	7.6	1.2	1.2	1.6	33.5	2620	0.524	

Note *) : RE : Round Solid Class 1

RM : Circular Stranded Class 2

300/500 V PVC INSULATED AND PVC SHEATHED CABLES
PVC/PVC Flexible (IEC 60227-5, SPLN 42-6-2)

CONSTRUCTION		TECHNICAL DATA	
Conductor	: Plain Annealed Copper (to IEC 60228 class 5)	Voltage	U ₀ /U - 300/500 V
Insulation	: PVC Compound type D	Operating Temperature	Maximum 70°C
Sheath	: PVC Compound type ST5		
Colour Ident.	: Insulation : Two core : Brown, Blue Three core - Brown, Black, Grey Four core - Brown, Black, Grey, Blue Five core - Brown, Black, Grey, Blue, Green / Yellow stripe Sheath - White		

Number of Core	Conductor			Nominal Thickness of Insulation	Nominal Thickness of Sheath	Overall diameter of cable (approx.)	Weight of cable (approx.)	Maximum Conductor Resistance at 20°C
	Nominal Cross-section area	Maximum Diameter of wire	Diameter of Conductor (approx.)					
-	mm ²	mm	mm	mm	mm	mm	kg/km	Ω/km
2	0.75	0.21	1.1	0.6	0.8	7.0	65	26.0
	1	0.21	1.3	0.6	0.8	7.5	75	19.5
	1.5	0.26	1.6	0.7	0.8	8.5	100	13.3
	2.5	0.26	2.0	0.8	1.0	10.0	145	7.98
3	0.75	0.21	1.1	0.6	0.8	7.5	75	26.0
	1	0.21	1.3	0.6	0.8	7.5	90	19.5
	1.5	0.26	1.6	0.7	0.9	9.0	125	13.3
	2.5	0.26	2.0	0.8	1.1	10.5	180	7.98
4	0.75	0.21	1.1	0.6	0.8	8.0	90	26.0
	1	0.21	1.3	0.6	0.9	8.5	110	19.5
	1.5	0.26	1.6	0.7	1.0	10.0	150	13.3
	2.5	0.26	2.0	0.8	1.1	11.5	220	7.98
5	0.75	0.21	1.1	0.6	0.9	9.0	115	26.0
	1	0.21	1.3	0.6	0.9	9.5	130	19.5
	1.5	0.26	1.6	0.7	1.1	11.0	185	13.3
	2.5	0.26	2.0	0.8	1.2	13.0	270	7.98

Note : Shape of conductor : Flexible stranded class 5

450/750 V PVC INSULATED AND PVC SHEATHED CABLES
PVC/PVC Flexible (IEC 60227-5, SPLN 42-6-3)

CONSTRUCTION

Conductor	: Plain Annealed Copper (to IEC 60228 class 5)
Insulation	: PVC Compound type D
Filler	: Suitable material
Sheath	: PVC Compound type ST5
Colour Ident.	: Insulation - Brown, Blue Sheath - Black

TECHNICAL DATA

Voltage	U ₀ /U - 450/750 V
Operating Temperature	Maximum 70°C

TWO CORES

Conductor			Nominal Thickness of Insulation	Nominal Thickness of Sheath	Overall diameter of cable (approx.)	Weight of cable (approx.)	Maximum Conductor Resistance at 20°C
Nominal Cross-section area	Maximum Diameter of wire	Diameter of Conductor (approx.)					
mm ²	mm	mm	mm	mm	mm	kg/km	Ω/km
1.5	0.26	1.6	0.7	1.8	10.5	126	13.3
2.5	0.26	2.0	0.8	1.8	12.0	166	7.98
4	0.31	2.6	1.0	1.8	14.0	230	4.95
6	0.31	3.5	1.0	1.8	15.5	297	3.30
10	0.41	4.6	1.0	1.8	18.0	422	1.91
16	0.41	5.7	1.0	1.8	20.0	562	1.21
25	0.41	7.1	1.2	1.8	23.5	809	0.780
35	0.41	8.4	1.2	1.8	26.0	1061	0.554
50	0.41	10.1	1.4	1.8	30.5	1451	0.386
70	0.51	12.0	1.4	1.9	34.5	1949	0.272
95	0.51	13.7	1.6	2.0	39.0	2546	0.206
120	0.51	15.5	1.6	2.1	43.0	3160	0.161

Note : Shape of conductor : Flexible stranded class 5

450/750 V PVC INSULATED AND PVC SHEATHED CABLES
PVC/PVC Flexible (IEC 60227-5, SPLN 42-6-3)

CONSTRUCTION

Conductor	: Plain Annealed Copper (to IEC 60228 class 5)
Insulation	: PVC Compound type D
Filler	: Suitable material
Sheath	: PVC Compound type ST5
Colour Ident.	: Insulation - Brown, Black, Grey Sheath - Black

TECHNICAL DATA

Voltage	U ₀ /U - 450/750 V
Operating Temperature	Maximum 70°C

THREE CORES

Conductor			Nominal Thickness of Insulation	Nominal Thickness of Sheath	Overall diameter of cable (approx.)	Weight of cable (approx.)	Maximum Conductor Resistance at 20°C
Nominal Cross-section area	Maximum Diameter of wire	Diameter of Conductor (approx.)					
mm ²	mm	mm	mm	mm	mm	kg/km	Ω/km
1.5	0.26	1.6	0.7	1.8	11.0	153	13.3
2.5	0.26	2.0	0.8	1.8	12.5	204	7.98
4	0.31	2.6	1.0	1.8	14.5	287	4.95
6	0.31	3.5	1.0	1.8	16.5	380	3.30
10	0.41	4.6	1.0	1.8	19.0	552	1.91
16	0.41	5.7	1.0	1.8	21.0	744	1.21
25	0.41	7.1	1.2	1.8	25.0	1085	0.780
35	0.41	8.4	1.2	1.8	28.0	1443	0.554
50	0.41	10.1	1.4	1.8	32.5	1986	0.386
70	0.51	12.0	1.4	2.0	37.0	2702	0.272
95	0.51	13.7	1.6	2.1	42.0	3542	0.206
120	0.51	15.5	1.6	2.2	46.0	4408	0.161

Note : Shape of conductor : Flexible stranded class 5

450/750 V PVC INSULATED AND PVC SHEATHED CABLES
PVC/PVC Flexible (IEC 60227-5, SPLN 42-6-3)

CONSTRUCTION

Conductor	: Plain Annealed Copper (to IEC 60228 class 5)
Insulation	: PVC Compound type D
Filler	: Suitable material
Sheath	: PVC Compound type ST5
Colour Ident.	: Insulation - Brown, Black, Grey, Blue Sheath - Black

TECHNICAL DATA

Voltage	U ₀ /U - 450/750 V
Operating Temperature	Maximum 70°C

FOUR CORES

Conductor			Nominal Thickness of Insulation	Nominal Thickness of Sheath	Overall diameter of cable (approx.)	Weight of cable (approx.)	Maximum Conductor Resistance at 20°C
Nominal Cross-section area	Maximum Diameter of wire	Diameter of Conductor (approx.)					
mm ²	mm	mm	mm	mm	mm	kg/km	Ω/km
1.5	0.26	1.6	0.7	1.8	12.0	181	13.3
2.5	0.26	2.0	0.8	1.8	13.5	247	7.98
4	0.31	2.6	1.0	1.8	16.0	353	4.95
6	0.31	3.5	1.0	1.8	18.0	471	3.30
10	0.41	4.6	1.0	1.8	20.5	696	1.91
16	0.41	5.7	1.0	1.8	23.5	942	1.21
25	0.41	7.1	1.2	1.8	27.5	1390	0.780
35	0.41	8.4	1.2	1.8	31.0	1856	0.554
50	0.41	10.1	1.4	1.9	36.0	2579	0.386
70	0.51	12.0	1.4	2.1	41.0	3517	0.272
95	0.51	13.7	1.6	2.2	47.0	4610	0.206
120	0.51	15.5	1.6	2.4	51.5	5769	0.161

Note : Shape of conductor : Flexible stranded class 5

**450/750 V PVC INSULATED AND PVC SHEATHED CABLES
PVC/PVC Flexible (IEC 60227-5, SPLN 42-6-3)**

CONSTRUCTION		TECHNICAL DATA
Conductor	: Plain Annealed Copper (to IEC 60228 class 5)	Voltage U ₀ /U - 450/750 V
Insulation	: PVC Compound type D	Operating Temperature Maximum 70°C
Filler	: Suitable material	
Sheath	: PVC Compound type ST5	
Colour Ident.	: Insulation - Brown, Black, Grey, Blue, Green / Yellow stripe Sheath - Black	

FIVE CORES

Conductor			Nominal Thickness of Insulation	Nominal Thickness of Sheath	Overall diameter of cable (approx.)	Weight of cable (approx.)	Maximum Conductor Resistance at 20°C
Nominal Cross-section area	Maximum Diameter of wire (approx.)	Diameter of Conductor (approx.)					
mm ²	mm	mm	mm	mm	mm	kg/km	Ω/km
1.5	0.26	1.6	0.7	1.8	13.0	215	13.3
2.5	0.26	2.0	0.8	1.8	14.5	290	7.98
4	0.31	2.6	1.0	1.8	17.0	425	4.95
6	0.31	3.5	1.0	1.8	19.5	567	3.30
10	0.41	4.6	1.0	1.8	22.5	847	1.91
16	0.41	5.7	1.0	1.8	25.5	1154	1.21
25	0.41	7.1	1.2	1.8	30.5	1703	0.780
35	0.41	8.4	1.2	1.9	34.0	2297	0.554
50	0.41	10.1	1.4	2.0	40.0	3200	0.386

Note : Shape of conductor : Flexible stranded class 5

450/750 V PVC INSULATED AND PVC SHEATHED CABLES
PVC/PVC Flexible (IEC 60227-5, SPLN 42-6-3)

CONSTRUCTION		TECHNICAL DATA	
Conductor	: Plain Annealed Copper (to IEC 60228 class 5)	Voltage	U ₀ /U - 450/750 V
Insulation	: PVC Compound type D	Operating Temperature	Maximum 70°C
Filler	: Suitable material		
Sheath	: PVC Compound type ST5		
Colour Ident.	: Insulation - Black with numbering code Sheath - Black		

CONTROL CABLE : 1.5 mm²

No of core	Conductor		Nominal Thickness of Insulation	Nominal Thickness of Sheath	Overall diameter of cable (approx.)	Weight of cable (approx.)	Maximum Conductor Resistance at 20°C
	Maximum Diameter of wire (approx.)	Diameter of Conductor (approx.)					
	mm	mm					
6	0.26	1.6	0.7	1.8	14.0	240	13.3
7	0.26	1.6	0.7	1.8	14.0	258	13.3
8	0.26	1.6	0.7	1.8	15.0	295	13.3
9	0.26	1.6	0.7	1.8	16.0	326	13.3
10	0.26	1.6	0.7	1.8	17.0	360	13.3
12	0.26	1.6	0.7	1.8	17.5	408	13.3
14	0.26	1.6	0.7	1.8	18.5	458	13.3
15	0.26	1.6	0.7	1.8	19.0	489	13.3
16	0.26	1.6	0.7	1.8	19.0	514	13.3
18	0.26	1.6	0.7	1.8	20.0	562	13.3
19	0.26	1.6	0.7	1.8	20.0	580	13.3
20	0.26	1.6	0.7	1.8	21.0	614	13.3
24	0.26	1.6	0.7	1.8	23.5	725	13.3
30	0.26	1.6	0.7	1.8	24.5	868	13.3
32	0.26	1.6	0.7	1.8	25.0	921	13.3
37	0.26	1.6	0.7	1.8	26.5	1034	13.3
40	0.26	1.6	0.7	1.8	27.5	1110	13.3
50	0.26	1.6	0.7	1.9	30.5	1374	13.3
52	0.26	1.6	0.7	1.9	31.5	1424	13.3
60	0.26	1.6	0.7	1.9	33.0	1617	13.3
61	0.26	1.6	0.7	1.9	33.0	1635	13.3

Note : Shape of conductor : Flexible stranded class 5

450/750 V PVC INSULATED AND PVC SHEATHED CABLES
PVC/PVC Flexible (IEC 60227-5, SPLN 42-6-3)

CONSTRUCTION

Conductor	: Plain Annealed Copper (to IEC 60228 class 5)
Insulation	: PVC Compound type D
Filler	: Suitable material
Sheath	: PVC Compound type ST5
Colour Ident.	: Insulation - Black with numbering code Sheath - Black

TECHNICAL DATA

Voltage	U ₀ /U - 450/750 V
Operating Temperature	Maximum 70°C

CONTROL CABLE : 2.5 mm²

No of core	Conductor		Nominal Thickness of Insulation	Nominal Thickness of Sheath	Overall diameter of cable (approx.)	Weight of cable (approx.)	Maximum Conductor Resistance at 20°C
	Maximum Diameter of wire (approx.)	Diameter of Conductor (approx.)					
	mm	mm					
6	0.26	2.0	0.8	1.8	15.5	331	7.98
7	0.26	2.0	0.8	1.8	15.5	358	7.98
8	0.26	2.0	0.8	1.8	17.0	406	7.98
9	0.26	2.0	0.8	1.8	18.0	455	7.98
10	0.26	2.0	0.8	1.8	19.5	505	7.98
12	0.26	2.0	0.8	1.8	20.0	577	7.98
14	0.26	2.0	0.8	1.8	21.0	654	7.98
15	0.26	2.0	0.8	1.8	21.5	697	7.98
16	0.26	2.0	0.8	1.8	22.0	732	7.98
18	0.26	2.0	0.8	1.8	23.0	806	7.98
19	0.26	2.0	0.8	1.8	23.0	834	7.98
20	0.26	2.0	0.8	1.8	24.0	887	7.98
24	0.26	2.0	0.8	1.8	27.0	1049	7.98
30	0.26	2.0	0.8	1.8	28.5	1266	7.98
32	0.26	2.0	0.8	1.8	29.0	1342	7.98
37	0.26	2.0	0.8	1.9	31.0	1527	7.98
40	0.26	2.0	0.8	1.9	32.0	1644	7.98
50	0.26	2.0	0.8	2.0	35.5	2037	7.98
52	0.26	2.0	0.8	2.0	36.5	2115	7.98
60	0.26	2.0	0.8	2.1	39.0	2423	7.98
61	0.26	2.0	0.8	2.1	39.0	2450	7.98

Note : Shape of conductor : Flexible stranded class 5